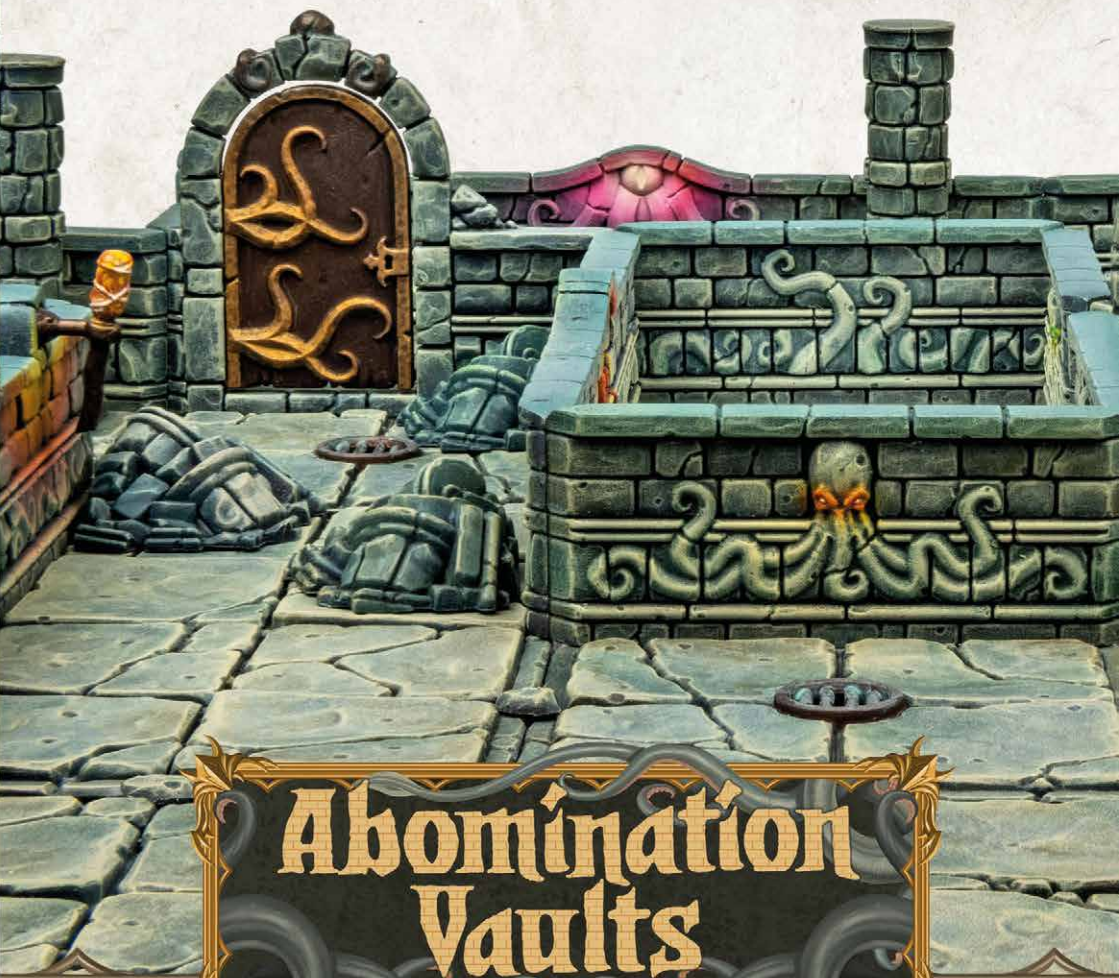


PATHFINDER[®] TERRAIN



Abomination Vaults

HALF-HEIGHT WALLS

The Scroll of assembly

HOW TO BUILD?


1

Cut the elements from the sprue. We recommend a dedicated cutter tool.




2

Make sure to remove all kinds of sprue leftovers from the elements.



3

Connect floors and walls using the provided floor clips and wall clips.



4

Assemble the doors.



5


You can place doors and walls inbetween the tiles!

**6**

Place torches in holes in the walls for some light.

**7**

Roll for initiative and have fun!





JOIN THE PARTY



DUNGEONSANDLASERS



DUNGEONSANDLASERSOFFICIAL



DUNGEONSANDLASERS.COM



ARCHON-STUDIO.COM/SHOP/



**DUNGEONS
& LASERS**

**PATHFINDER
TERRAIN**



©2022 Paizo Inc.

Paizo, Pathfinder, and the Pathfinder logo are registered trademarks of Paizo Inc.; Abomination Vaults is a trademark of Paizo Inc.