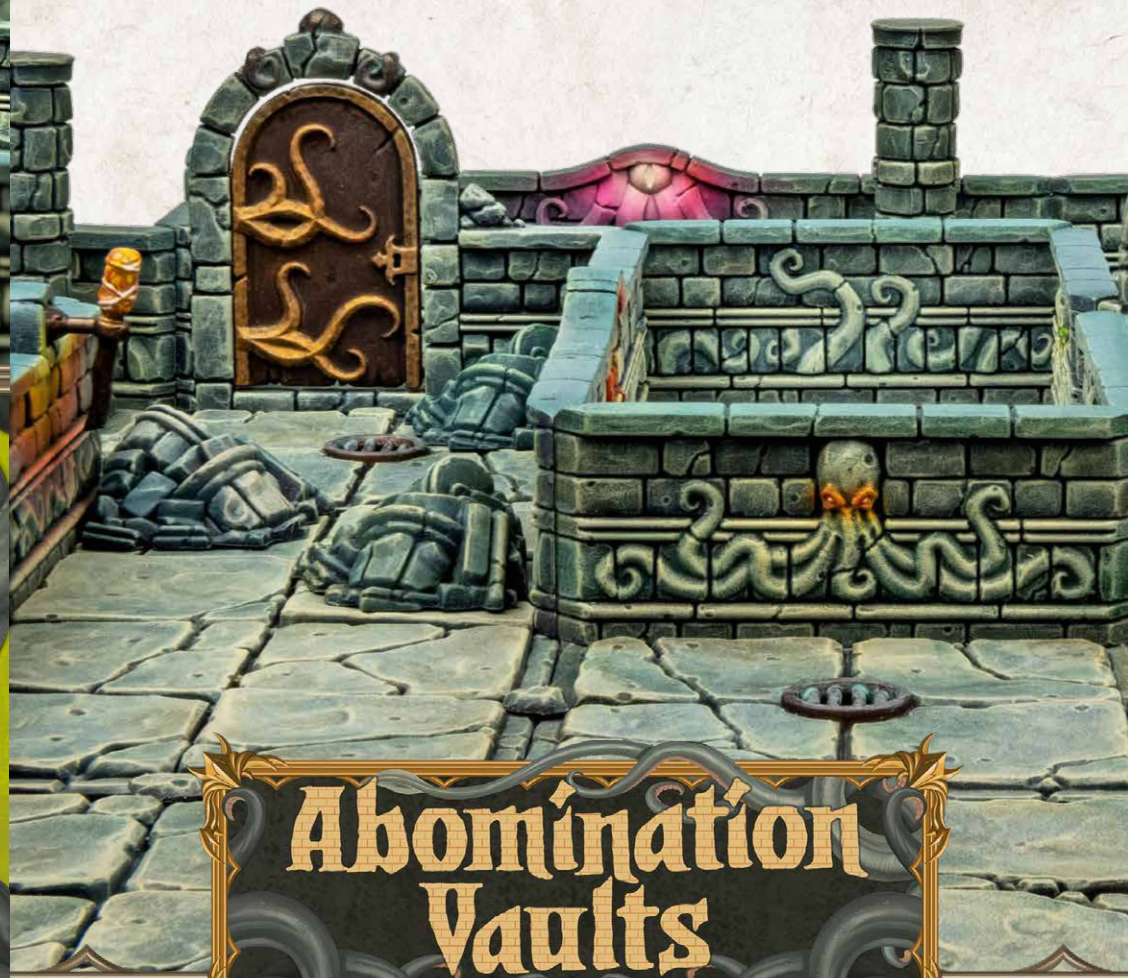


PATHFINDER[®] TERRAIN



JOIN THE PARTY



DUNGEONSANDLASERS



DUNGEONSANDLASERSOFFICIAL



DUNGEONSANDLASERS.COM



ARCHON-STUDIO.COM/SHOP/



DUNGEONS
& LASERS

PATHFINDER
TERRAIN



©2022 Paizo Inc.

Paizo, Pathfinder, and the Pathfinder logo are registered trademarks of Paizo Inc.; Abomination Vaults is a trademark of Paizo Inc.

Abomination
Vaults
HALF-HEIGHT WALLS

The Scroll of assembly

HOW TO BUILD?


1

Cut the elements from the sprue. We recommend a dedicated cutter tool.




2

Make sure to remove all kinds of sprue leftovers from the elements.



3

Connect floors and walls using the provided floor clips and wall clips.




4

Assemble the doors.




5

You can place doors and walls inbetween the tiles!



6

Place torches in holes in the walls for some light.



7

Roll for initiative and have fun!

