

DUNGEONS & LASERS[®]



NPC MINIATURE PACK

THERE'S A STORY BEHIND EACH CHARACTER

MANUAL

GNOLL 1

B1 B2 B6 B7 B3 B4 B5

OR

SPRUE: Add-on 16

GNOLL 3

C2 C1 C3 C7 C5 C4 OR C6

OR

SPRUE: Add-on 16

GNOLL 2

A5 A6 A2 A1 A4 OR A8 A3

OR

SPRUE: Add-on 16

GOBLIN 2

I1 I2 I3

SPRUE: Add-on 16

GOBLIN 1

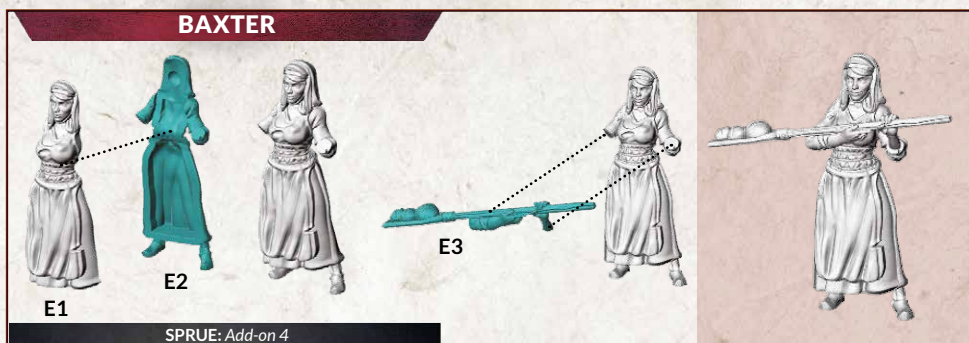


K1 K2 K3 K4

SPRUE: Add-on 16

GOBLIN 3

J1 J3 J4 J2

SPRUE: Add-on 16

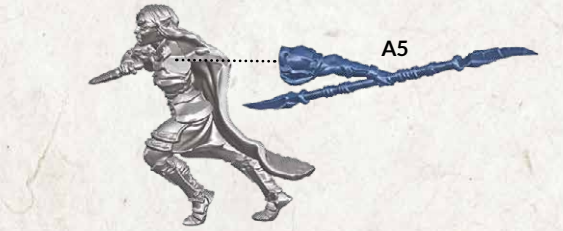
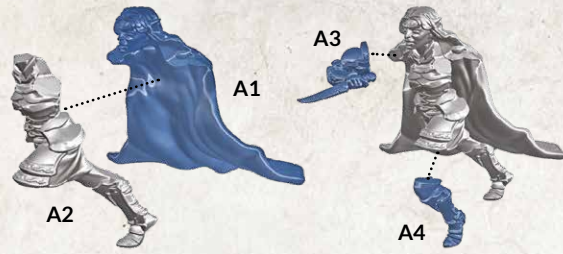


EXECUTIONER




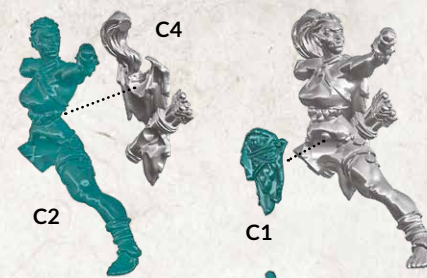
SPRUE: Add-on 4

FEMALE ELF



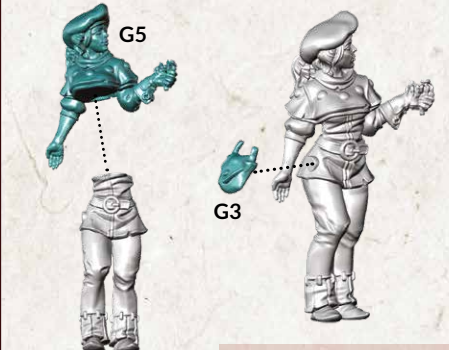
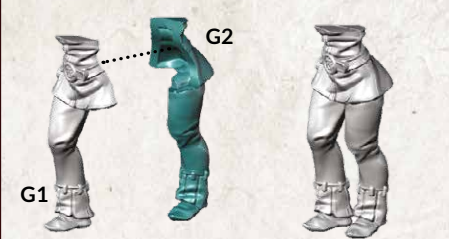
SPRUE: Add-on 4

FEMALE ORC



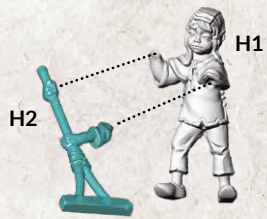
SPRUE: Add-on 4

FALCONER



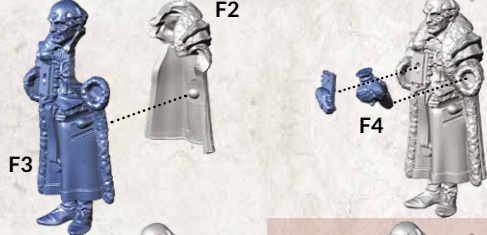
SPRUE: Add-on 4

KID 3



SPRUE: Add-on 4

TAXMAN



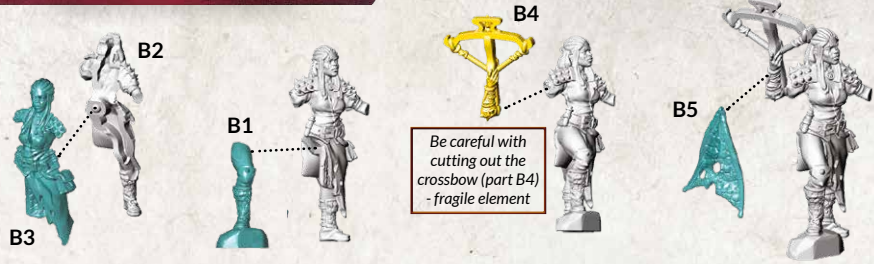
SPRUE: Add-on 4

MIDWIFE



SPRUE: Add-on 4

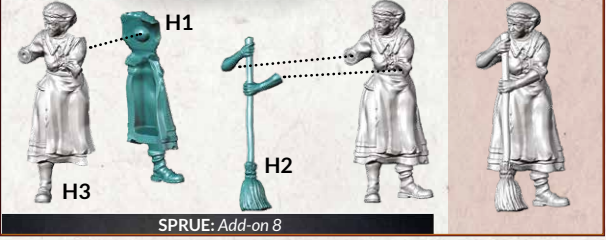
DRAGON HUNTRESS



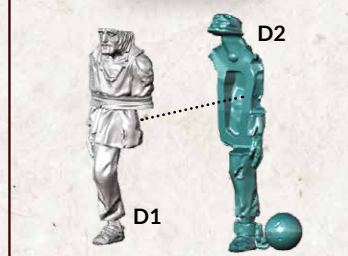
THIEF



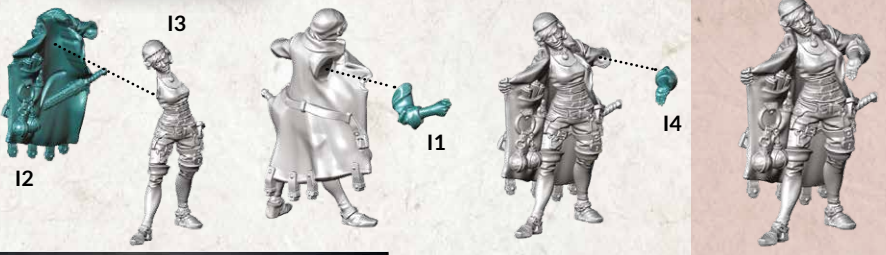
CLEANING LADY



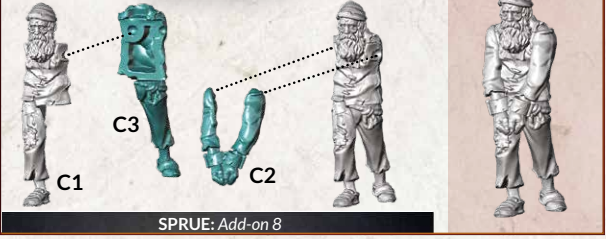
PRISONER 2



FEMALE ROGUE




PRISONER 1



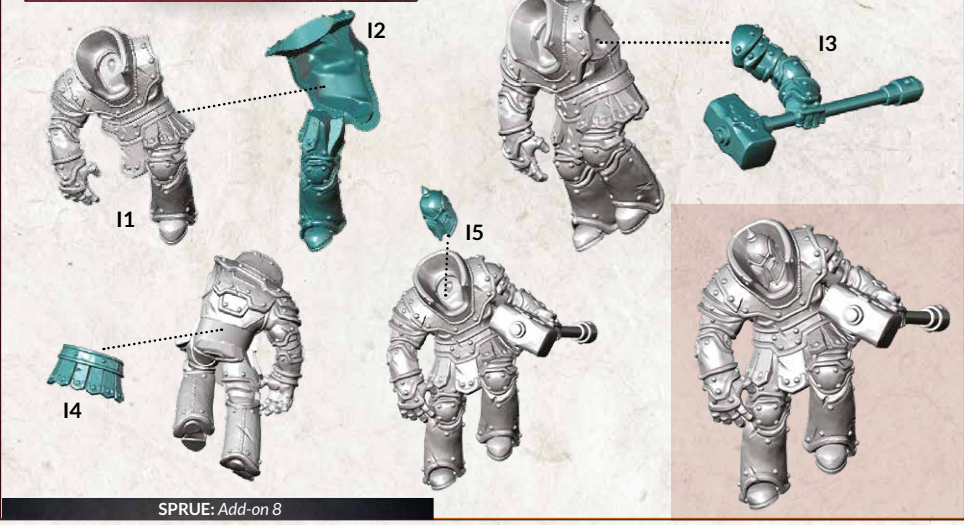
PRISONER 2



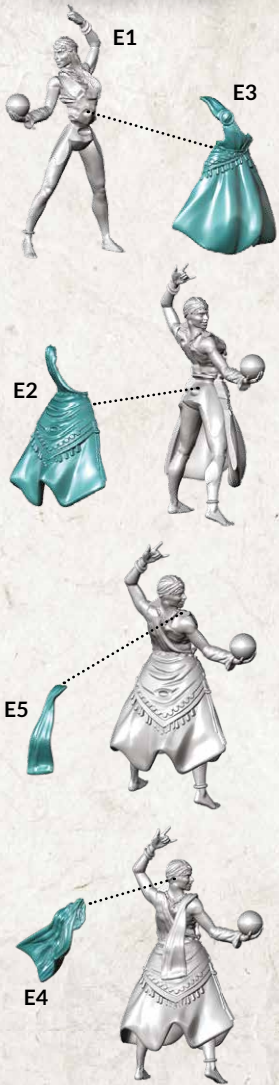
ROYAL GUARD



IRON GOLEM




FORTUNE TELLER



SPRUE: Add-on 8

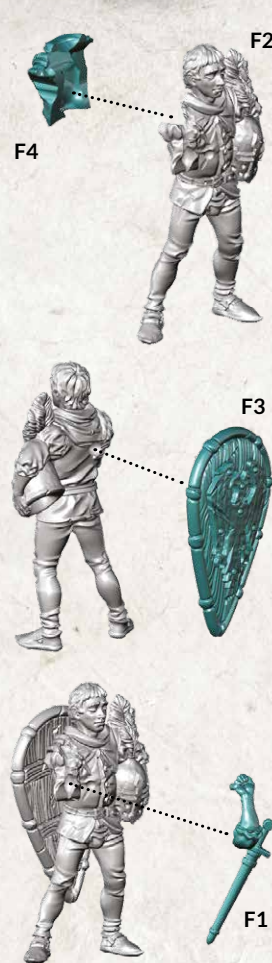
HERBALIST



Base comes from the sprue number 187

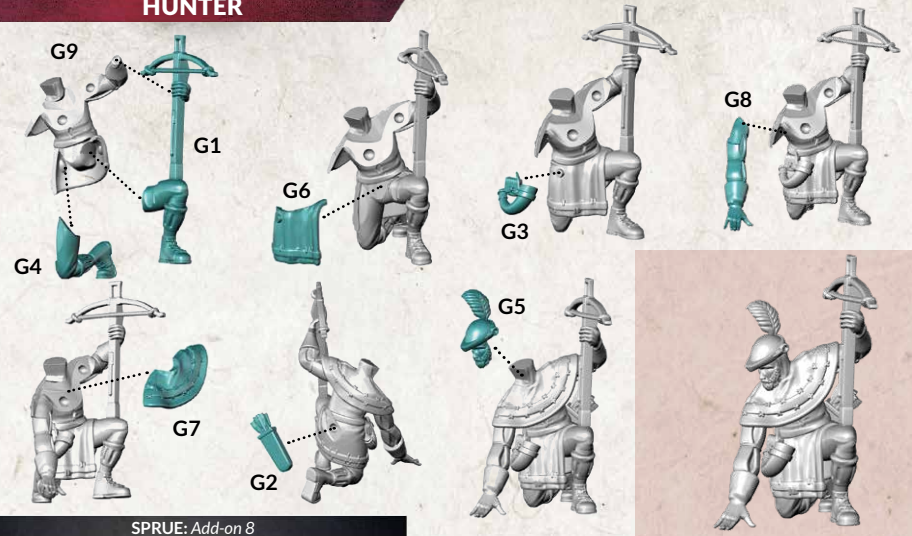
SPRUE: Add-on 8

SQUIRE




SPRUE: Add-on 8

HUNTER



SPRUE: Add-on 8

HALFLING GARDENER



SPRUE: Add-on 8

JINN



SPRUE: Add-on 12

DWARF MINER

Assembly steps for Dwarf Miner: K3 (head), K4 (torso), K5 (torso), K6 (arm), K2 (arm), K1 (torso), K7 (torso), K8 (torso), K9 (torso), K10 (torso), K11 (torso), K12 (torso).

SPRUE: Add-on 12

GARY THE PEACEBREAKER

Assembly steps for Gary the Peacebreaker: C2 (head), C3 (torso), C4 (torso), C5 (torso), C1 (torso).

SPRUE: Add-on 12

BERSERKER

Assembly steps for Berserker: A1 (head), A2 (torso), A3 (torso), A4 (torso), A5 (torso), A6 (torso).

SPRUE: Add-on 12

MUGGER 1

Assembly steps for Mugger 1: F1 (torso), F2 (torso), F3 (torso), F4 (torso).

SPRUE: Add-on 12

MUGGER 2

Assembly steps for Mugger 2: E1 (torso), E2 (torso), E3 (torso), E4 (torso), E5 (torso).

SPRUE: Add-on 12

RAT EXTERMINATOR

Assembly steps for Rat Exterminator: D1 (torso), D2 (torso), D3 (torso), D4 (torso), D5 (torso), D6 (torso), D7 (torso).

SPRUE: Add-on 12

PIRATE CAPTAIN

Assembly steps for Pirate Captain: B1 (torso), B2 (torso), B3 (torso), B4 (torso), B5 (torso).

SPRUE: Add-on 12

MASKED KNIGHT

Assembly steps for Masked Knight: G1 (torso), G2 (torso), G3 (torso).

SPRUE: Add-on 12

KOBOLD 1

H3 H4 H5 H1 H7 H2 H6

SPRUE: Add-on 12 / Add-on 16

FEMALE BARBARIAN

F1 F2 F3 F4 F5

SPRUE: Add-on 17

KOBOLD 2

I1 I5 I4 I3 I2

SPRUE: Add-on 12 / Add-on 16

ELF RANGER

C1 C2

SPRUE: Add-on 17

FROM DISTANT LANDS

J1 J2

SPRUE: Add-on 17

BATTLE MAGE

G1 G5 G6 G3 G2

SPRUE: Add-on 17

CRUSADER

E1 E2 E3

SPRUE: Add-on 17

MAYOR BULBO

I1 I2 I3 I4

SPRUE: Add-on 17

HAPPY PEASANT

B1 B2


SPRUE: Add-on 17

CHILDISH ROBLINO

H1 H2

SPRUE: Add-on 17

SEWERS MERMAID



MAGNUS, WARRIOR OF THE STORM



www.archon-studio.com
©2022 Archon
Manufactured in the EU and
distributed by Archon Sp. z o. o.