

DUNGEONS & LASERS[®]



©2023 Archon

**TERRAIN ASSEMBLY
MANUAL**

HOW TO BUILD BASIC ROOMS?

1

Cut the elements from the sprue. We recommend using a dedicated cutter tool.



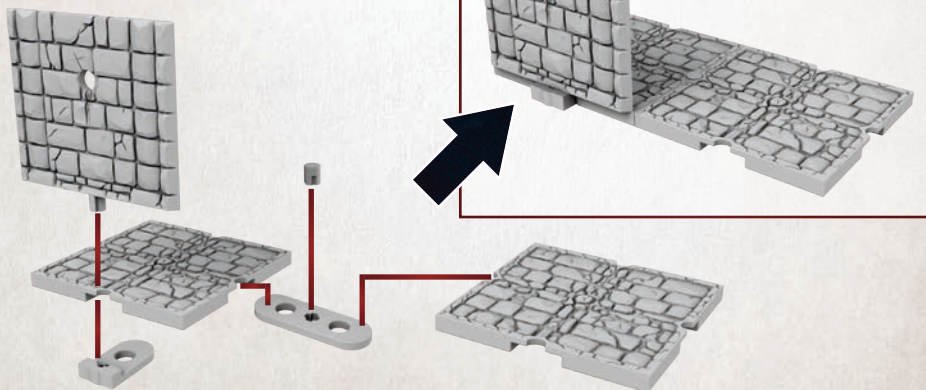
2

Remove any leftovers on the element after cutting it out.



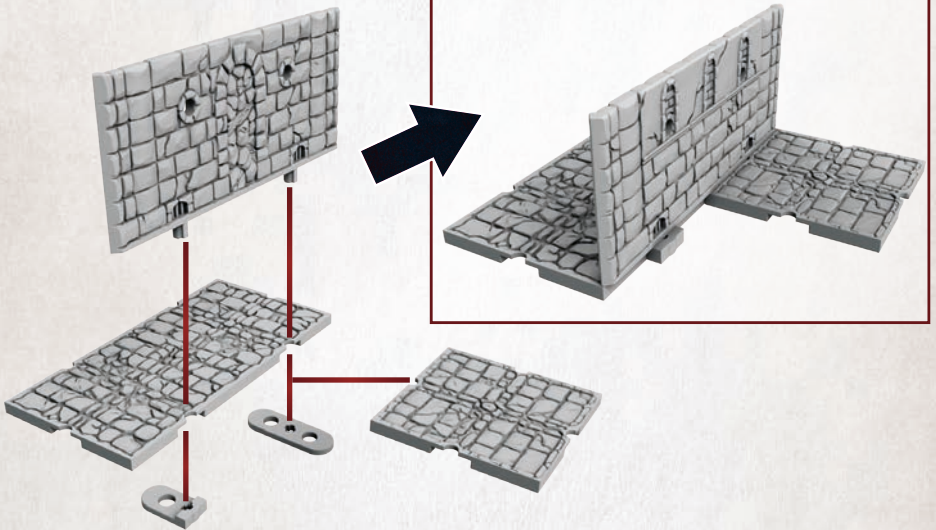
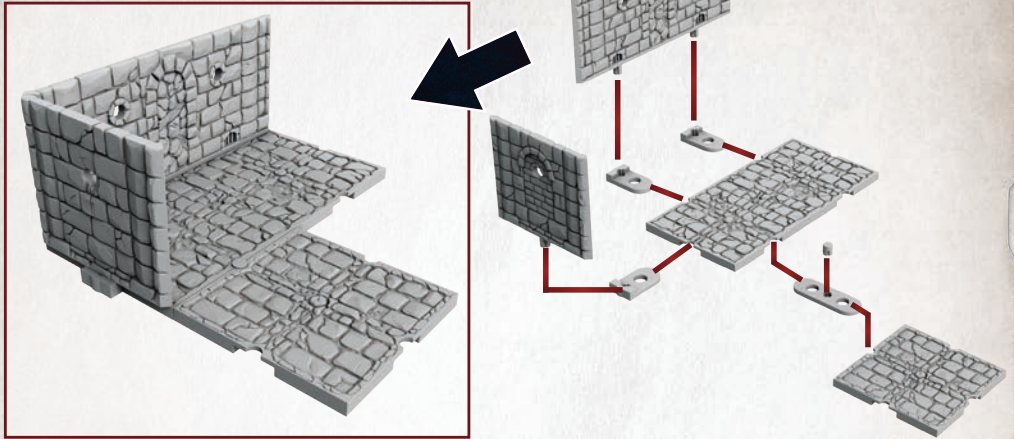
3

Connect any floors and walls by using the provided floor and wall clips.



4

Create corners and place walls in between floor tiles.

**5**



Place any additional decorations in the holes on the walls and floors.



BUILDING FLOORS

1

Add elevation into your builds by using the dedicated floor pins to add another floor.



JOIN THE PARTY



DUNGEONSANDLASERS



DUNGEONSANDLASERSOFFICIAL



DUNGEONSANDLASERS.COM



ARCHON-STUDIO.COM/SHOP/

